



digitize MYLIBRARY



PROBLEM

01
SCANNING



TO PRESERVE FROM DESTRUCTION TO ACCESS INFORMATION QUICKLY, ANYWHERE & ANYTIME TO GIVE ACCESS TO RESEARCHERS



02
SCANNING BIG FILES

HOW TO AVOID DOWNLOADING FILES CREATED BY SCANNING SHARE AND REUSE THE CONTENT QUICKLY DISPLAY, SEARCH AND IDENTIFY RESULTS ACCESS IT FROM ANYWHERE & ANYTIME

SOLUTION

MediaINFO

ONLINE



TRANSFORM OCR Results and Scanned IMAGES. DELIVER ONLINE

CONTROL What is PUBLIC and What is PRIVATE



PRIVACY

SCALE

Scale in MILLIONS of PAGES, BILLION of WORDS and UNLIMITED USERS



FULL QUALITY

Download only FRACTION of ORIGINAL, But still see FULL QUALITY and DETAILS



SEARCH Specific METADATA or FULLTEXT Contents. See EXACT LOCATION of a WORD



SEARCH

CONNECT

Legacy KNOWLEDGE with SOCIAL MEDIA



Giving Life to Digitized Content ...



MediaINFO is all in One Software Solution for Easy Viewing, Browsing, Searching, Cataloging and Sharing Digitized Books, Manuscripts, Technical Drawings and Art.



Annotate and Share with Other Users




Instant Access to whole Collection to which the User has Right to Use. Even in Remote Areas.




High Resolution Details




If you find something special, you can always add it to favorites and recall bookmarked objects



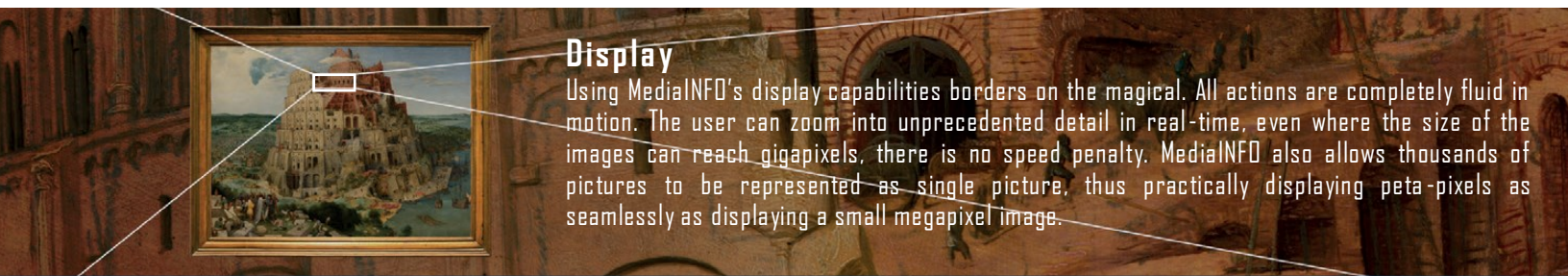
Rich Meta Data and Textual Content can be OCR-ed and made Searchable Exhibitions & Reproductions



Comparing Multiple Versions of an Image and Selecting Best for Production

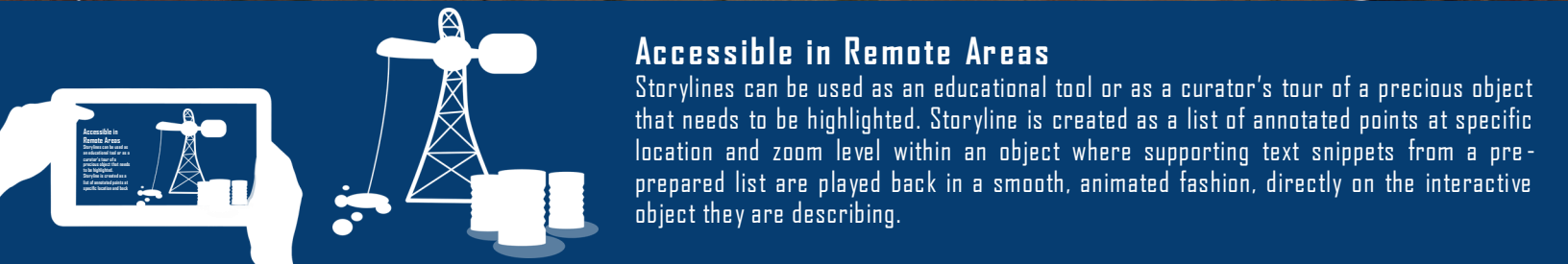


Exhibitions And Reproductions



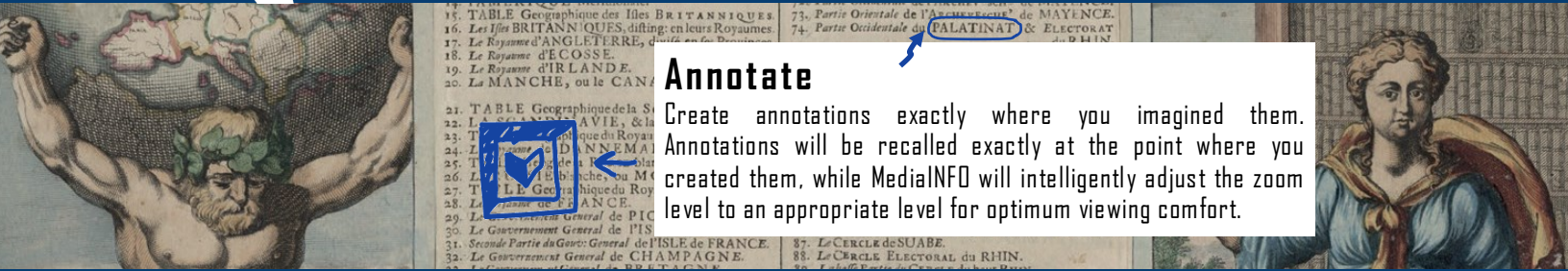
Display

Using MediaINFO's display capabilities borders on the magical. All actions are completely fluid in motion. The user can zoom into unprecedented detail in real-time, even where the size of the images can reach gigapixels, there is no speed penalty. MediaINFO also allows thousands of pictures to be represented as single picture, thus practically displaying peta-pixels as seamlessly as displaying a small megapixel image.



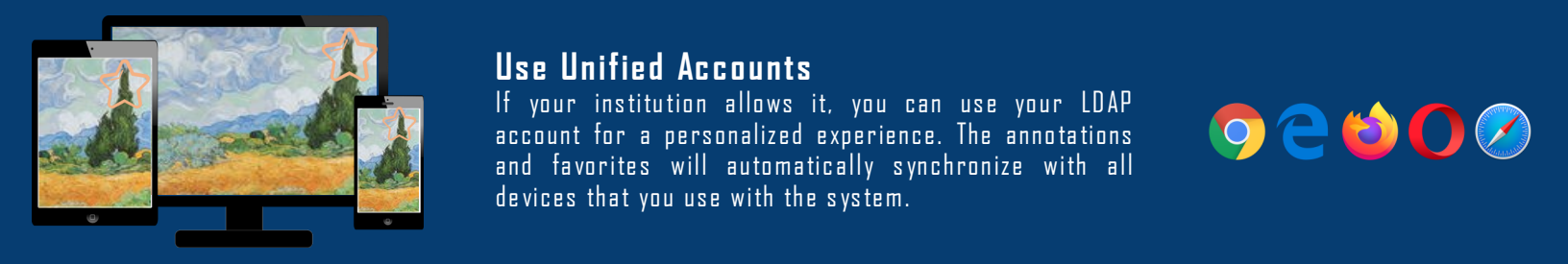
Accessible in Remote Areas

Storylines can be used as an educational tool or as a curator's tour of a precious object that needs to be highlighted. Storyline is created as a list of annotated points at specific location and zoom level within an object where supporting text snippets from a pre-prepared list are played back in a smooth, animated fashion, directly on the interactive object they are describing.



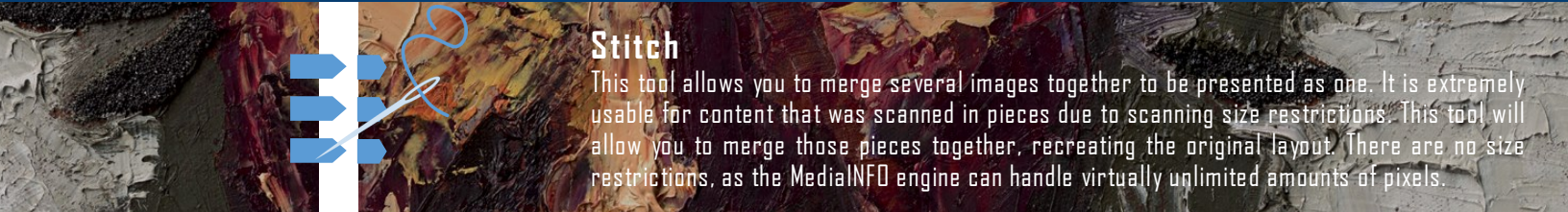
Annotate

Create annotations exactly where you imagined them. Annotations will be recalled exactly at the point where you created them, while MediaINFO will intelligently adjust the zoom level to an appropriate level for optimum viewing comfort.



Use Unified Accounts

If your institution allows it, you can use your LDAP account for a personalized experience. The annotations and favorites will automatically synchronize with all devices that you use with the system.



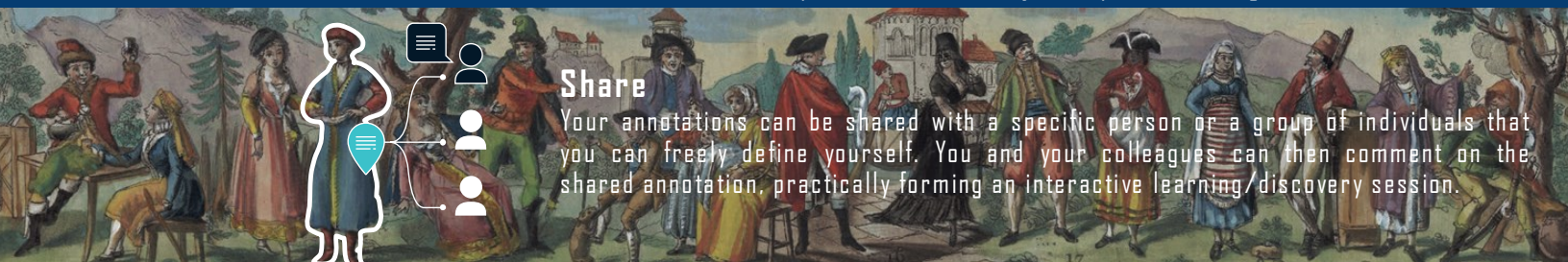
Stitch

This tool allows you to merge several images together to be presented as one. It is extremely usable for content that was scanned in pieces due to scanning size restrictions. This tool will allow you to merge those pieces together, recreating the original layout. There are no size restrictions, as the MediaINFO engine can handle virtually unlimited amounts of pixels.



Create storyline

Curators can create storylines in order to explain details of an image, painting, map, manuscript or some other rich content. Storylines can be used as an educational tool or as a curator's tour of a precious object that needs to be highlighted. Storyline is created as a list of annotated points at specific location and zoom level within an object where supporting text snippets from a pre-prepared list are played back in a smooth, animated fashion, directly on the interactive object they are describing.



Share

Your annotations can be shared with a specific person or a group of individuals that you can freely define yourself. You and your colleagues can then comment on the shared annotation, practically forming an interactive learning/discovery session.



History

You can keep a history of accessed content, so you can reopen and continue exploring an object at the exact page where you last stopped. It works like an automatic bookmark for your convenience.



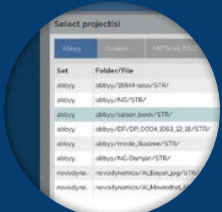
Explore Storyline

Explore digital guided tours called storylines that enhance your experience and guide you through the object you are accessing. You can use them in an automatic play mode, or jump in to explore for yourself at any moment. Then you can resume the playback when you are ready, as whole storyline is part of the interactive object.

Metadata

Provided administration tools allow you to add metadata manually (Dublin Core or custom sets) or import them from an existing bibliographic system automatically using unique identifiers*. You can edit metadata at any time, with the results being searchable and updated in real-time. You can also add custom tags or descriptions and custom schemas can be applied on a per project basis.

(*based on custom integration depending on bibliographic system and existing services)



Grant Access Rights

Control access rights to your content based on group/account settings and add user-specific rights if user has purchased or is entitled to extra features (viewing, downloading). You can tightly control who can see what, how they can use that content, and which tools are allowed for each user. You can even lock users based on their IP-address or IP-range.



Paginate

Allows you to visually merge two adjacent pages together in "Recto" or "Verso" mode for easier reading when two pages were intended to be seen together in the original book or periodical. You can also use Z-order for combining map segments or simply for combined view of all images.



Statistics


MediaINFO has built-in statistical module for overview of amount of objects, pages, indexed words, usage of social features and similar. MediaINFO outputs all actions in a log file compliant with Apache "combined" log format and can thus be processed with any log analyzer on the market (Analog, Piwik, Webalizer, ...and many more). It also allows integration with Google Analytics for additional statistical data gathering and real-time usage overview.





Extract Content

We have provided advanced tools that will allow you to extract textual and graphical zones from the original scanned files. This means that you will save significant time when quoting a textual source or retyping the content. Image zones can also be easily extracted for further use.



Manage Favorites

Control "favorites" lists, offline content, browsing history and search history caches. It is easy to wipe downloaded content in order to save space, or remove history log to address privacy concerns or for legal compliance purposes.

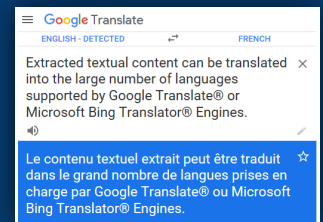
Search Through

Search through a collection and receive instant results that are conveniently grouped in selectable facets, allowing you to drill down to more refined hits. For your convenience, MediaNFO remembers your personal history of searches for easy repeat searches. Search allows you to use complex boolean, proximity, fuzzy searches, as well as exact phrases. Each result will display a synopsis of the text that surrounds the hit, helping you choose which of the listed hits is the most interesting to you.



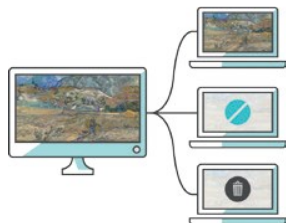
Translate

Extracted textual content can be translated into the large number of languages supported by Google Translate® or Microsoft Bing Translator® Engines.



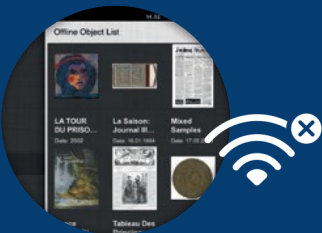
Remote Digital Rights Management (R-DRM)

You can always see how many existing offline downloads exist for any specific object, and force remote deletion based on expiration time, or due to revoked rights. This feature is especially useful for content owners who have legal requirements allowing only a fixed number of digital copies to be offered at any given time. It is also extremely useful for companies dealing with classified content or security agencies.



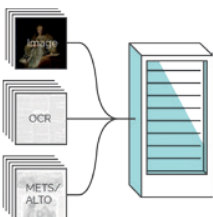
Offline

Content can be downloaded for offline use, so you can continue reading a book or access selected objects without an internet connection. Forget about format conversions or copying files. You can also choose the quality at which you would like to download an object. It is very easy to review used space and manage cached content, to keep space consumption at a level you feel comfortable with.



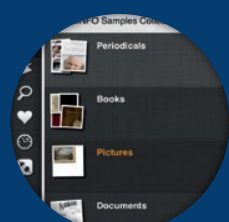
Import

MediaNFO imports various scanned and pre-prepared content. Individual images or sets of images can be batch-imported. It also supports more advanced outputs of mixed images with OCR from Abbyy Recognition Server or METS/ALTO outputs from Zissor Content Conversion or CCS Docworks.



Categorize

Easily categorize your content into a hierarchical, tree-like structure, to keep your content easy to browse and neatly organized. In the real world an item often belongs to multiple categories, MediaNFO reflects this by allowing you to assign content objects to multiple categories.





MediaINFO References

- Bibliothèque Cantonale et Universitaire - Lausanne, Switzerland
- National Library of Norway - Norway
- Univerzitetna knjižnica v Bratislave - Slovakia
- Slovak National Library - Slovakia
- Slovak Chemical Library - Slovakia
- 24 Heures
- The Swiss Institute of Comparative Law - Switzerland
- The Slovak Centre of Scientific and Technical Information - Slovakia
- Presses Polytechniques et Universitaires Romandes - Switzerland
- L'Émilie - Switzerland
- Domaine Public - Switzerland
- Tallinn University Academic Library - Estonia
- The Catholic University in Ružomberok - Slovakia
- University of Veterinary and Pharmacy in Kosice - Slovakia
- The University of Žilina
- Council of Ministers - Fatwa & Legislation - Kuwait
- Technical University of Košice
- Academy of Science Košice
- HISTOUR Digital Museum
- THAKERA-TECH by Albayan / Dubai Media Inc.
- The News Agency of the Slovak Republic
- Juma Al Majid Center for Culture & Heritage - UAE
- Abu Dhabi City Municipality - UAE
- Ministry of Education - United Arab Emirates
- National Library of Kuwait - Kuwait
- Sharjah City Municipality - UAE
- UAE Prime Minister's Office
- Sharjah Documentation & Archive Authority - UAE
- Geometry
- Church Of St.Francis Of Assisi
- Amiri Diwan in Kuwait
- Abu Dhabi Tourism & Culture Authority - UAE
- Ministry of Education - Jordan
- Arabic Language Academy in Sharjah, UAE
- King Abdulaziz Complex for Waqf Libraries
- General Secretariat, Plan. & Devel. - Kuwait
- Mohammed bin Rashid Library - UAE

Click on the demo icon above to visit the site, links for other site are not permitted by owners. Or click on the demo icon to visit MediaINFO demo site



ABTec Solutions Value-Added Services



Converting the Content of your Library "any type of media" to Digital format.



Manually or Intelligently Indexing the Content.
Performing Full OCR on all content regardless of the language.



Software As A Service
SaaS Cloud Host it for you "if you do not have the required infrastructure" and manage it.

"ABTec Solutions is a Strategy-Led Digital Management Consulting Partner with One Ambition - To help you Digitally

Shine"



Distributed Exclusively in Canada by
ABTec Solutions Ltd.

www.AB-Tec.ca | sales@AB-Tec.ca | Ph. 780-245-0575

No Matter the Size or Budget of your Project, We've Got YOU Covered